

Installation instructions for


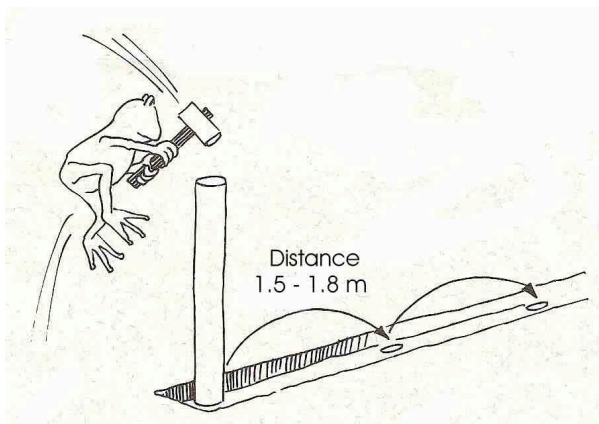
“ The Living Fence ”

Planting season for willows is between October and May. During this period the willows should be planted as soon as possible. Please do not store the willows longer than 3 days before planting!

You will need:

Willow material (approx. 20-25 willows per metre), 2x4 stringers, 4x4 posts (pressure treated or cedar), hammer, drill, screws 3” long, shovel, measuring tape, wheelbarrow, and a sunny space for your fence, because willows do not perform as well in the shade.

1. Make a trench about 75cm deep and 20cm wide.

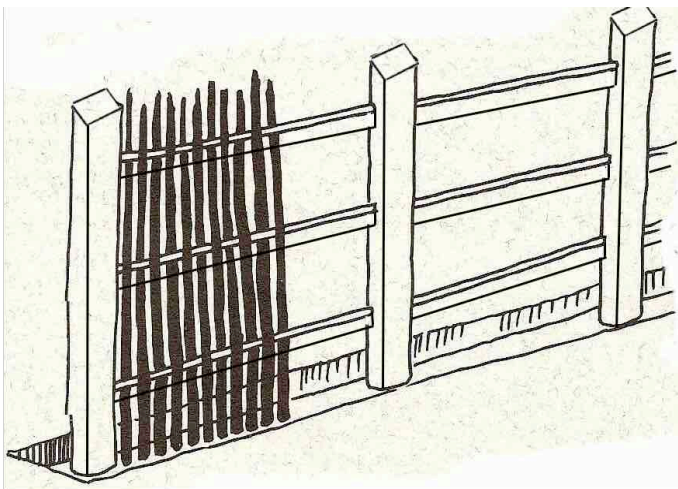



2. Dig a hole 95cm deep every 1.5m and sink the 4x4 posts. Secure the posts by hammering them down and surrounding them with soil. Make sure the soil around the posts is compact and the posts are sturdy.

the living wall

an ecological sound barrier solution inc.

3. Attach 2x4 stringers to post and secure with 4 screws on every side. First stringer is about 60 cm above ground. Next stringers about 130 cm and the last one almost at the top. Please see sketch at the end. (based on a 2.00 m (6.6') high Living Fence)



4. Now you can weave the willows vertically between the ropes. Put the thick end of the willow in the trench.

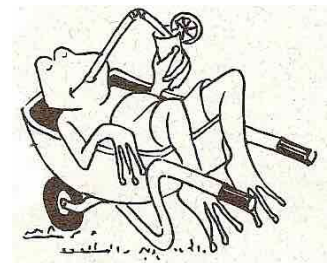
When the weaving is complete, fill the trench with rich soil (preferable triple mix) and immediately water the willows. Please make sure all the soil is wet.

If you build your Living Fence on an existing lawn, do not backfill with excavated soil or sod, use triple mix as mentioned above.

From June to September, you should water your fence 3 to 4 times per week for at least an hour, because willows like water!

You should cut back your Living Fence once a year, between October and March.
Make sure you trim about 10 - 20cm of the new shoots.

We hope you enjoy
“The Living Fence”

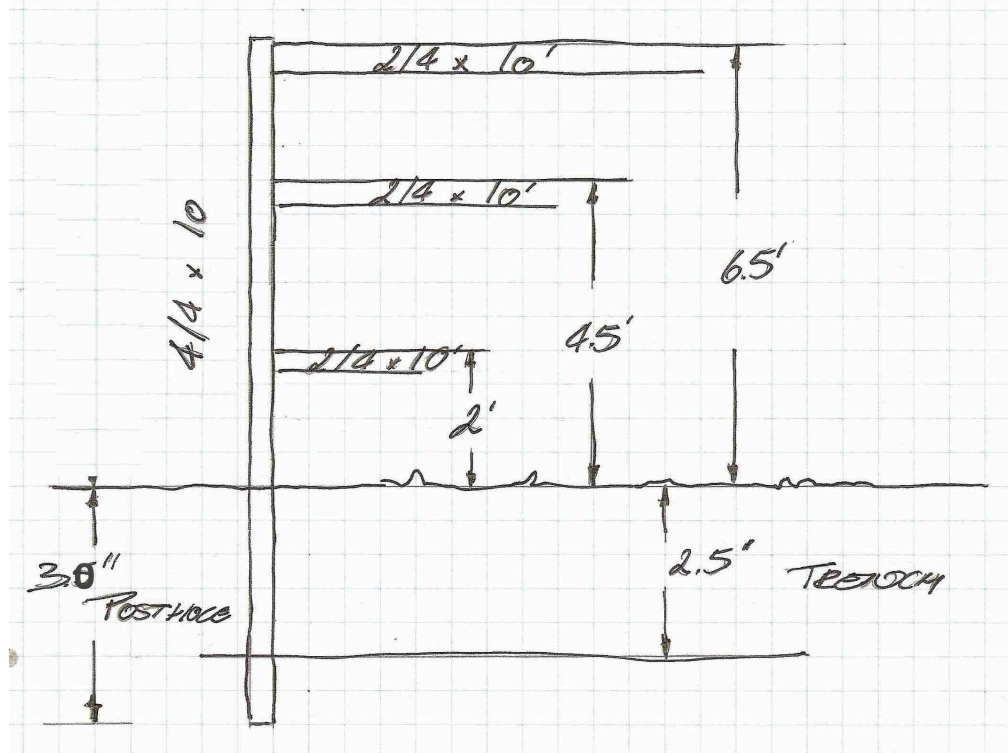


20 LESLIE STREET, SUITE 121 - TORONTO, ONT. - M4M 3L4 - PHONE: 416 698 5863 - FAX: 416 693 9133

www.thelivingwall.net

the living wall

an ecological sound barrier solution inc.



To order **The Living Fence**, please download our

Ordering form

http://www.thelivingwall.net/brochures/Order_form_Internet.pdf

or email us: info@thelivingwall.net

For installation, or for more information about our willow products,
please visit us at:

www.thelivingwall.net

20 LESLIE STREET, SUITE 121 - TORONTO, ONT. - M4M 3L4 - PHONE: 416 698 5863 - FAX: 416 693 9133

www.thelivingwall.net